

Notts Mini League Cross Country

Kings Park

Permit No MCAA-068-2018

Sunday,23-September-18

index of pages

- 1 Front Page showing overall Scores and dates
- 2 U11 Girls results
- 3 U11 Boys Results
- 4 U13 Girls results
- 5 U13 Boys Results
- 6 U15 Girls results
- 7 U15 Boys Results
- 10 List of the Helpers

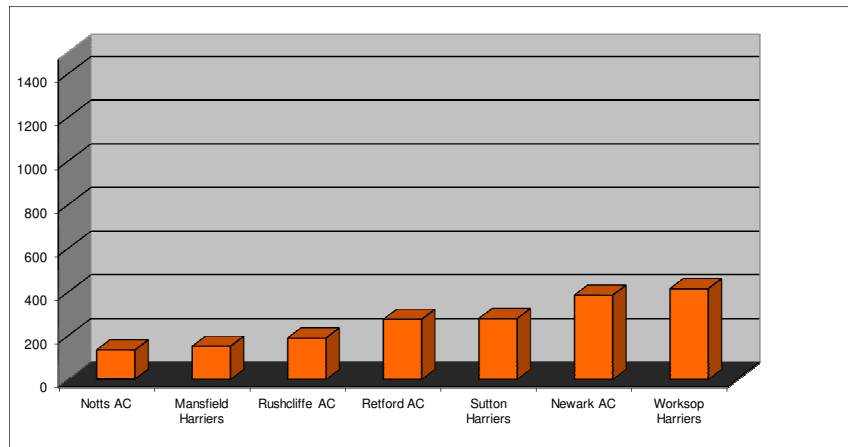
Overall Results after match 1

	Club	Points
1st	Notts AC	133
2nd	Mansfield Harriers	152
3rd	Rushcliffe AC	190
4th	Retford AC	275
5th	Sutton Harriers	279
6th	Newark AC	386
7th	Worksop Harriers	416

Results this Match

	Club	Points
1st	Notts AC	133
2nd	Rushcliffe AC	190
3rd	Mansfield Harriers	152
4th	Retford AC	275
5th	Sutton Harriers	279
6th	Newark AC	386
7th	Worksop Harriers	416

Number of Athletes competing 214



Overall results Graph

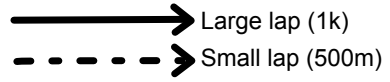
remember the winning team is the one with the lowest points.

Details of the Events 2017 -2018

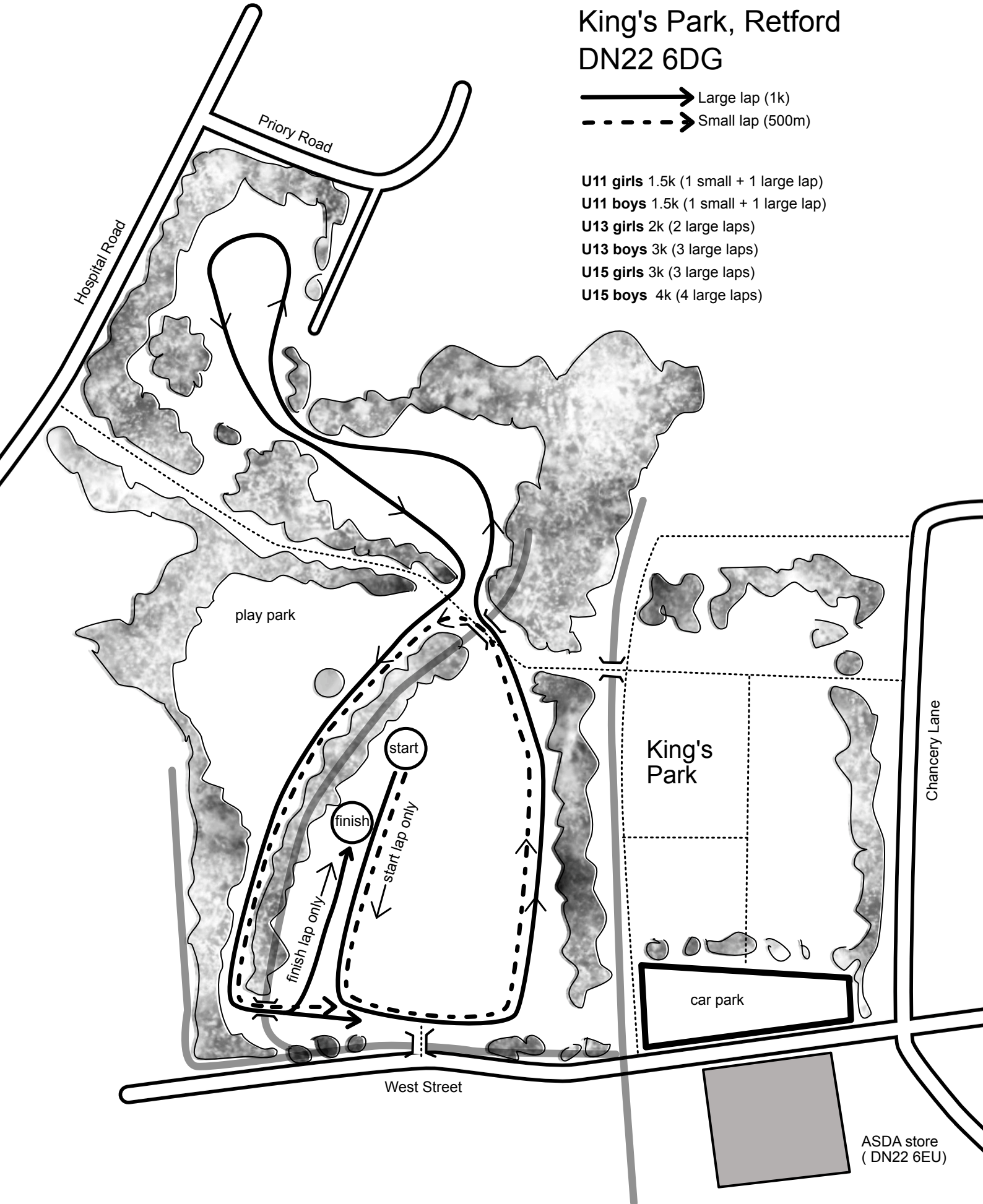
- 1 Sunday 23 September 2018 Notts Mini League Cross Country 1 Kings Park Retford (11am)
- 2 Sunday 14 October 2018 Notts Mini League Cross Country 2 Grove Road (Balderton) Newark (11am)
- 3 Sunday 11 November 2018 Notts Mini League Cross Country 3 King George V Playing Field Mansfield (2 pm)
- 4 Sunday 16 December 2018 Notts Mini League Cross Country 4 Worksop College Worksop (11am)
- 5 Sunday 17 February 2019 Notts Mini League Cross Country 5 Rushcliffe Country Park Rushcliffe (11am)

Please note that for the end of year individual scores, this is calculated on the best 4 out of the 5 race meetings

Minileague XC course King's Park, Retford DN22 6DG



- U11 girls** 1.5k (1 small + 1 large lap)
- U11 boys** 1.5k (1 small + 1 large lap)
- U13 girls** 2k (2 large laps)
- U13 boys** 3k (3 large laps)
- U15 girls** 3k (3 large laps)
- U15 boys** 4k (4 large laps)



Event **Notts Mini League Cross Country 1**
 Venue **Kings Park**

g

Scoring **41**

Date **Sunday,23-September-2018**

Runners **41**

U11g

Metres **1512**

Club Number	Race Pos	Class	Name	Club	Score	Time		Pace	
						min	sec	metres / min	mins /Mile
37	1	:U11g	Isabel Westwood	Mansfield	1	6.	49	221.8	7.26
47	2	U11g	Freya Longmead	Mansfield	2	7.	09	211.5	7.61
877	3	:U11g	Mikyla Thomas	Notts	3	7.	14	209.0	7.70
cp	4	:U11g	Charlotte Pinnick	Mansfield	4	7.	18	207.1	7.77
503	5	U11g	Ruby Vickers	Sutton	5	7.	19	206.7	7.79
505	6	U11g	Lucy Else	Sutton	6	7.	21	205.7	7.82
202	7	U11g	Lily Howe	Rushcliffe	7	7.	24	204.3	7.88
509	8	U11g	Freya Vincent	Sutton	8	7.	26	203.4	7.91
93	9	:U11g	Amelia Arbon	Mansfield	9	7.	29	202.0	7.97
250	10	:U11g	Mary Quilty	Rushcliffe	10	7.	32	200.7	8.02
817	11	:U11g	Ellie Keetley	Notts	11	7.	41	196.8	8.18
699	12	:U11g	Scarlette Slater-Rowley	Retford	12	7.	43	195.9	8.21
674	13	U11g	Anna Hibbard	Retford	13	7.	47	194.3	8.28
695	14	:U11g	Rubie Slater-Rowley	Retford	14	7.	48	193.8	8.30
501	15	U11g	Erin Ryan	Sutton	15	7.	49	193.4	8.32
462	16	:U11g	Charlotte Ayton	Worksop	16	7.	52	192.2	8.37
849	17	U11g	Ellie Doyle	Notts	17	7.	53	191.8	8.39
41	18	:U11g	Mathilda Bullough	Mansfield	18	7.	54	191.4	8.41
506	19	U11g	Kacey Gipp	Sutton	19	7.	46	194.7	8.27
504	20	U11g	Maja Strom	Sutton	20	8.	06	186.7	8.62
438	21	:U11g	Martha Hazelhurst	Worksop	21	8.	09	185.5	8.67
257	22	U11g	Alice Grieve	Rushcliffe	22	8.	11	184.8	8.71
281	23	:U11g	Ellie Sayers	Rushcliffe	23	8.	19	181.8	8.85
513	24	U11g	Sophie Ball	Sutton	24	8.	22	180.7	8.91
139	25	:U11g	Harriet Monaghan	Newark	25	8.	26	179.3	8.98
405	26	U11g	Lily Johnson	Worksop	26	8.	29	178.2	9.03
683	27	:U13g	Bethany Hill	Retford	27	8.	32	177.2	9.08
439	28	:U15g	Erin Blain	Worksop	28	8.	36	175.8	9.15
871	29	U11g	Elizabeth Simpson	Notts	29	8.	38	175.1	9.19
630	30	:U11g	Olive Harris	Retford	30	8.	49	171.5	9.38
693	31	:U11g	Alice Stewart	Retford	31	8.	53	170.2	9.46
241	32	:U11g	Lila Wyszynski	Rushcliffe	32	8.	54	169.9	9.47
511	33	U11g	Mary Thompson	Sutton	33	8.	55	169.6	9.49
214	34	U11g	Felicity McCormack	Rushcliffe	34	8.	57	168.9	9.53
821	35	:U11g	Vivien Hughes	Notts	35	8.	59	168.3	9.56
72	36	:U11g	Amelia Arnold	Mansfield	36	9.	04	166.8	9.65
676	37	:U11g	Imogen Ormerod	Retford	37	9.	12	164.3	9.79
512	38	U11g	Abbie Ellis	Sutton	38	9.	32	158.6	10.15
em	39	:U11g	Ellie Matthews	Rushcliffe	39	9.	35	157.8	10.20
1	40	:U11g	Emma Nowat	Mansfield	40	9.	54	152.7	10.54
279	41	:U11g	Molly-May Richards	Rushcliffe	41	9.	56	152.2	10.57
415	DNF	U11g	Kitty Laurence	Worksop	DNF			#VALUE!	#VALUE!

Event **Notts Mini League Cross Country 1**
 Venue **Kings Park**

b
 Scoring **46**

Date **Sunday,23-September-2018**
U11b

Runners **46**
 Metres **1512**

Club Number	Race Pos	Class	Name	Club	Score	Time		Pace	
						min	sec	metres / min	mins /Mile
520	1	U11b	Jude Ryan	Sutton	1	6.	03	249.9	6.44
522	2	U11b	Jacob Nugent	Sutton	2	6.	12	243.9	6.60
83	3	:U11b	James Flint	Mansfield	3	6.	21	238.1	6.76
309	4	U11b	Marcus Wootton	Rushcliffe	4	6.	22	237.5	6.78
je	5	U11b	Jude Evans	Rushcliffe	5	6.	24	236.3	6.81
411	6	U11b	Dillion Preece	Worksop	6	6.	26	235.0	6.85
jk	7	U11b	Jamie Kilborn	Rushcliffe	7	6.	36	229.1	7.02
835	8	:U11b	Euan Fraser	Notts	8	6.	42	225.7	7.13
803	9	U11b	George Sinski	Notts	9	6.	55	218.6	7.36
327	10	U11b	Sebastian Thornewell	Rushcliffe	10	7.	01	215.5	7.47
606	11	:U11b	Archie Cotton	Retford	11	7.	02	215.0	7.49
168	12	:U11b	Charlie Ashley	Newark	12	7.	04	214.0	7.52
521	13	U11b	Hugo Thomson	Sutton	13	7.	05	213.5	7.54
453	14	U11b	Zac Ellery	Worksop	14	7.	06	213.0	7.56
872	15	:U11b	Charlie Silvester	Notts	15	7.	07	212.5	7.57
677	16	:U11b	Angelo Tohovitis	Retford	16	7.	08	212.0	7.59
524	17	U11b	Lucas Gibbs	Sutton	17	7.	13	209.5	7.68
35	18	U11b	Joel Brereton	Mansfield	18	7.	14	209.0	7.70
249	19	U11b	Henry Jones	Rushcliffe	19	7.	15	208.6	7.72
602	20	:U11b	William Agar	Retford	20	7.	16	208.1	7.73
531	21	:U11b	Leo Cotterill	Sutton	21	7.	17	207.6	7.75
876	22	:U11b	Adam Scrimshaw	Notts	22	7.	18	207.1	7.77
871	23	U11b	Daniel Davies	Notts	23	7.	22	205.2	7.84
404	24	U11b	Freddie Marks	Worksop	24	7.	23	204.8	7.86
675	25	:U11b	Thomas Ormerod	Retford	25	7.	25	203.9	7.89
4	26	:U11b	Adam Hursthouse	Mansfield	26	7.	30	201.6	7.98
801	27	:U11b	Alexander Buck	Notts	27	7.	34	199.8	8.05
432	28	:U11b	Luke Philipson	Worksop	28	7.	36	198.9	8.09
279	29	U11b	Will Sweeney	Rushcliffe	29	7.	.4	215.8	7.46
124	30	:U11b	Cameron Shivas	Newark	30	7.	40	197.2	8.16
236	31	U11b	Conrad Thornewill	Rushcliffe	31	7.	43	195.9	8.21
156	32	:U11b	Evan Rogers	Newark	32	7.	48	193.8	8.30
525	33	U11b	Owen Wright	Sutton	33	7.	52	192.2	8.37
238	34	U11b	Ben Sherwin	Rushcliffe	34	7.	52	192.2	8.37
lm	35	U11b	Lewis Marston	Rushcliffe	35	7.	56	190.6	8.44
523	36	U11b	Jake Dodd	Sutton	36	8.	01	188.6	8.53
os	37	U11b	Oliver Southgate	Rushcliffe	37	8.	07	186.3	8.64
465	38	U11b	Felix Wilson	Worksop	38	8.	09	185.5	8.67
410	39	U11b	Jack Hilton	Worksop	39	8.	16	182.9	8.80
272	40	U11b	Roshan Hallen	Rushcliffe	40	8.	22	180.7	8.91
mn	41	U11b	Martin Noudeviwa	Rushcliffe	41	8.	23	180.4	8.92
663	42	U11b	Petar Taylor	Retford	42	8.	24	180.0	8.94
254	43	U11b	James Sugden	Rushcliffe	43	8.	25	179.6	8.96
402	44	U11b	Philip Theaker	Worksop	44	8.	27	178.9	8.99
654	45	:U11b	Callum Merrills	Retford	45	8.	51	170.8	9.42
jh	46	U11b	Joe Horseman	Rushcliffe	46	9.	35	157.8	10.20

Event **Notts Mini League Cross Country 1**
 Venue **Kings Park**
 Date **Sunday,23-September-2018**
U13g

g

Scoring **35**
 Runners **38**
 Metres **2004**

Club Number	Race Pos	Class	Name	Club	Score	Time		Pace	
						min	sec	metres / min	mins /Mile
12	1	U13g	Beth Hamilton	Mansfield	1	8.	21	240.0	6.71
11	2	U13g	Alex Foster	Mansfield	2	8.	23	239.0	6.73
848	3	U13g	Gaby Sutton	Notts	3	8.	31	235.3	6.84
801	4	U13g	Daisy Walker	Notts	4	8.	32	234.8	6.85
878	5	U13g	Rosie Challender	Notts	5	8.	39	231.7	6.95
852	6	U13g	Abigail Nicholson	Notts	6	8.	40	231.2	6.96
38	7	U13g	Ruby Milnes	Mansfield	7	8.	42	230.3	6.99
822	8	U13g	Holly Hipkiss	Notts	8	8.	49	227.3	7.08
134	9	U13g	Niamh Monaghan	Newark	9	8.	53	225.6	7.13
820	10	U13g	Emily Rawson	Notts	10	8.	56	224.3	7.17
390	11	U13g	Bella McCormack	Rushcliffe	11	9.	07	219.8	7.32
894	12	U13g	Mya Turner	Notts	12	9.	11	218.2	7.37
36	13	U13g	Jemima Waller	Mansfield	13	9.	30	210.9	7.63
286	14	U13g	Chloe Lilly	Rushcliffe	14	9.	32	210.2	7.66
892	15	U13g	Anja England	Notts	15	9.	33	209.8	7.67
639	16	U13g	Beth Makepeace	Retford	16	9.	39	207.7	7.75
142	17	U13g	Beth Wynn-Jones	Newark	17	9.	41	207.0	7.78
tca	18	:U13g	Charlotte Alcock	Mansfield Tri		9.	50	203.8	7.90
155	19	U13g	Zoe Smith	Newark	18	9.	50	203.8	7.90
17	20	U13g	Ava Blake	Mansfield	19	9.	52	203.1	7.92
149	21	U13g	Anna Clarke	Newark	20	9.	52	203.1	7.92
887	22	U13g	Poppy Greentree	Notts	21	10	09	197.4	8.15
401	23	U13g	Brooke Stevens	Worksop	22	10	10	197.1	8.16
ps	24	U13g	Poppy Stewart	Rushcliffe	23	10	15	195.5	8.23
378	25	U13g	Hannah Easter	Rushcliffe	24	10	22	193.3	8.33
325	26	U13g	Bibi Gordon	Rushcliffe	25	10	28	191.5	8.41
428	27	:U13g	Daisy Wilson	Worksop		10	33	190.0	8.47
365	28	U13g	Katie Delahay	Rushcliffe	26	10	51	184.7	8.71
541	29	U13g	Philippa Woolley	Sutton	27	10	58	182.7	8.81
81	30	U13g	Elizabeth Sinclair	Mansfield	28	10	59	182.5	8.82
623	31	U13g	Hannah Foster	Retford	29	11	01	181.9	8.85
629	32	U13g	Daisy Harris	Retford	30	11	01	181.9	8.85
692	33	U13g	Isabel Stewart	Retford	31	11	06	180.5	8.91
858	34	U13g	Paige Groom-Newbold	Notts	32	11	08	180.0	8.94
847	35	U13g	Natasha Need	Notts	33	11	09	179.7	8.95
355	36	U13g	Abigail Webster	Rushcliffe	34	11	43	171.0	9.41
683	37	:U13g	Bethany Hill	Retford		12	50	156.2	10.31
662	38	U13g	Katarina Taylor	Retford	35	13	03	153.6	10.48
6	DNF	U13g	Ella Kennedy	Mansfield	DNF			#VALUE!	#VALUE!
367	DNF	U13g	Megan Mellor	Rushcliffe	DNF			#VALUE!	#VALUE!

Event **Notts Mini League Cross Country 1**
 Venue **Kings Park**

b

Scoring **35**

Date **Sunday,23-September-2018**

Runners **37**

U13b

Metres **3006**

Club Number	Race Pos	Class	Name	Club	Score	Time		Pace	
						min	sec	metres / min	mins /Mile
98	1	U13b	Jake Greenhalgh	Mansfield	1	11	35	259.5	6.20
873	2	U13b	Theo Simpson	Notts	2	11	55	252.3	6.38
121	3	U13b	Joseph Monk	Newark	3	12	06	248.4	6.48
28	4	U13b	Jake Orr	Mansfield	4	12	18	244.4	6.59
350	5	U13b	Thomas Bavin	Rushcliffe	5	12	33	239.5	6.72
230	6	U13b	Joshua Flood	Rushcliffe	6	12	39	237.6	6.77
621	7	U13b	James Fee	Retford	7	12	52	233.6	6.89
122	8	U13b	Josh Clee	Newark	8	12	55	232.7	6.92
59	9	U13b	Edward Sankey	Mansfield	9	12	59	231.5	6.95
sk	10	U13b	Sam Knott	Mansfield	10	13	04	230.1	7.00
828	11	U13b	Jonathan Cripps	Notts	11	13	07	229.2	7.02
552	12	U13b	Nathaniel Hinchley	Sutton	12	13	07	229.2	7.02
hk	13	U13b	Harvey Kilborn	Rushcliffe	13	13	16	226.6	7.10
ab2	14	U13b	Archie Bradbury	Rushcliffe	14	13	18	226.0	7.12
208	15	U13b	Peter Hando	Rushcliffe	15	13	21	225.2	7.15
362	16	U13b	Ben Perkins	Rushcliffe	16	13	22	224.9	7.16
893	17	U13b	Ben Davies	Notts	17	13	23	224.6	7.17
221	18	U13b	Adam Boydell	Rushcliffe	18	13	53	216.5	7.43
377	19	U13b	Josh Delahay	Rushcliffe	19	14	01	214.5	7.50
446	20	U13b	Ashton Cooper	Worksop	20	14	06	213.2	7.55
690	21	U13b	Alexandros Tohovitis	Retford	21	14	11	211.9	7.59
559	22	U13b	Liam Turner	Sutton	22	14	17	210.5	7.65
601	23	U13b	James Agar	Retford	23	14	25	208.5	7.72
30	24	U13b	Harry Wilkinson	Mansfield	24	14	33	206.6	7.79
470	25	U13b	Ethan Ellery	Worksop	25	14	36	205.9	7.82
204	26	U13b	Toby Clough	Rushcliffe	26	14	39	205.2	7.84
899	27	U13b	John-Paul Smith McGloin	Notts	27	14	47	203.3	7.91
839	28	U13b	Yaw Afirifah-Mensah	Notts	28	14	53	202.0	7.97
368	29	U13b	Tom Coverley	Rushcliffe	29	14	56	201.3	7.99
43	30	U13b	Oliver Bullough	Mansfield	30	15	06	199.1	8.08
550	31	U13b	John Thompson	Sutton	31	15	20	196.0	8.21
605	32	U13b	Thomas Baguley	Retford	32	15	22	195.6	8.23
430	33	U13b	Matthew Forrest	Worksop	33	15	40	191.9	8.39
31	34	U13b	Ellis Blake	Mansfield	34	16	07	186.5	8.63
667	35	:U13b	Joe Launders	Retford		16	41	180.2	8.93
657	36	U13b	James Stewart	Retford	35	16	54	177.9	9.05
665	37	:U13b	Ben Launders	Retford		18	18	164.3	9.80
58	DNF	U13b	William Sankey	Mansfield	DNF			#VALUE!	#VALUE!

Event **Notts Mini League Cross Country 1**
 Venue **Kings Park**

g

Scoring

26

Date **Sunday,23-September-2018**

Runners

26

U15 g

Metres **3006**

Club Number	Race Pos	Class	Name	Club	Score	Time		Pace	
						min	sec	metres / min	mins / Mile
806	1	U15g	Jessamine Hughes	Notts	1	12	36	238.6	6.75
642	2	U15g	Hannah Noble	Retford	2	12	53	233.3	6.90
895	3	U15g	Jess Purvis	Notts	3	12	59	231.5	6.95
604	4	U15g	Emily Baguley	Retford	4	13	08	228.9	7.03
10	5	U15g	Olivia Barrett	Mansfield	5	13	16	226.6	7.10
13	6	U15g	Olivia Hare	Mansfield	6	13	18	226.0	7.12
570	7	U15g	Caitlin Elliott	Sutton	7	13	33	221.8	7.25
126	8	U15g	Ellie Monaghan	Newark	8	14	08	212.7	7.57
82	9	U15g	Sophie Toyn	Mansfield	9	14	26	208.3	7.73
128	10	U15g	Catherine Booth	Newark	10	14	31	207.1	7.77
896	11	U15g	Ruby Connell	Notts	11	14	37	205.7	7.83
321	12	U15g	Kiera King	Rushcliffe	12	14	38	205.4	7.83
338	13	U15g	Harriet Jones	Rushcliffe	13	14	41	204.7	7.86
869	14	U15g	Ashlee Taylor	Notts	14	15	14	197.3	8.16
576	15	U15g	Charlotte Vickers	Sutton	15	15	20	196.0	8.21
868	16	U15g	Emily Rycroft	Notts	16	15	21	195.8	8.22
633	17	U15g	Laini Hickman	Retford	17	16	14	185.2	8.69
696	18	U15g	Charlotte Ducksbury	Retford	18	16	26	182.9	8.80
613	19	U15g	Daisy Cookson	Retford	19	16	42	180.0	8.94
111	20	U15g	Alice Gibbs	Newark	20	16	44	179.6	8.96
444	21	U15g	Teegan Page	Worksop	21	17	23	172.9	9.31
574	22	U15g	Abigail Woolley	Sutton	22	17	25	172.6	9.32
361	23	U15g	Yasmin Hallen	Rushcliffe	23	17	37	170.6	9.43
575	24	U15g	Lauren Ellis	Sutton	24	18	10	165.5	9.73
861	25	U15g	Ela-nur Kocacik	Notts	25	19	23	155.1	10.38
607	26	U15g	Lily Benner	Retford	26	19	36	153.4	10.49

Event **Notts Mini League Cross Country 1**
 Venue **Kings Park**
 Date **Sunday,23-September-2018**

b

Scoring **23**
 Runners **26**
 Metres **4008**

U15b

Club Number	Race Pos	Class	Name	Club	Score	Time		Pace	
						min	sec	metres / min	mins /Mile
808	1	U15b	Thomas Ellis	Notts	1	15	25	260.0	6.19
267	2	U15b	Matthew Tyler	Rushcliffe	2	16	09	248.2	6.48
452	3	U15b	Finlay Preece	Worksop	3	16	11	247.7	6.50
258	4	U15b	Toby Bowles	Rushcliffe	4	16	23	244.6	6.58
879	5	U15b	Finlay Wilson	Notts	5	16	26	243.9	6.60
65	6	U15b	Cole Beck	Mansfield	6	16	32	242.4	6.64
833	7	U15b	Rhys Lewis	Notts	7	16	42	240.0	6.71
825	8	U15b	Joshua Towne	Notts	8	16	46	239.0	6.73
241	9	U15b	Tom Southgate	Rushcliffe	9	17	02	235.3	6.84
610	10	U15b	Jason Green	Retford	10	17	13	232.8	6.91
592	11	U15b	Cameron Turner	Sutton	11	17	24	230.3	6.99
595	12	U15b	Alex Bett	Sutton	12	17	28	229.5	7.01
589	13	U15b	Luke Hudd	Sutton	13	17	30	229.0	7.03
436	14	:U15b	Travis Senior	Worksop		18	17	219.2	7.34
681	15	U15b	Tobias Wylie-Deacon	Retford	14	18	34	215.9	7.46
894	16	U15b	Daniel Ferguson	Notts	15	18	39	214.9	7.49
603	17	U15b	Makar Babenko	Retford	16	18	40	214.7	7.50
223	18	U15b	Sam Clough	Rushcliffe	17	18	41	214.5	7.50
429	19	:U15b	Luke Moorhouse	Worksop		18	51	212.6	7.57
348	20	U15b	Aiden Wootton	Rushcliffe	18	19	31	205.4	7.84
697	21	U15b	Ben Atkinson	Retford	19	20	49	192.5	8.36
687	22	:U15b	Joshua Hill	Retford		20	54	191.8	8.39
810	23	U15b	Lewis Hurt	Notts	20	21	52	183.3	8.78
442	24	U15b	Daniel Wendon	Worksop	21	22	29	178.3	9.03
423	25	U15b	Henry Dickinson	Worksop	22	23	15	172.4	9.34
838	26	U15b	Kofi Afirifah-Mensah	Notts	23	23	29	170.7	9.43
588	DNF	U15b	Jacob Yorke	Sutton	DNF			#VALUE!	#VALUE!

Notts Mini League Cross Country Overall Team Scores 2018 - 2019

Team Position	Team Name	total to Date	Sun,23-Sep-18	Sun,14-Oct-18	Sun,11-Nov-18	Sun,16-Dec-18	Sun,17-Feb-19
			Retford	Newark	Mansfield	Worksop	Rushcliffe
1st	Notts AC	133	133	0	0	0	0
2nd	Mansfield Harriers	152	152	0	0	0	0
3rd	Rushcliffe AC	190	190	0	0	0	0
4th	Retford AC	275	275	0	0	0	0
5th	Sutton Harriers	279	279	0	0	0	0
6th	Newark AC	386	386	0	0	0	0
7th	Worksop Harriers	416	416	0	0	0	0

Event 1 Sun,23-Sep-18 Retford

Team Position	Team Name	Total	U11 G					U11B					U13G					U13B					U15G					U15B				
			1	2	4	7	3	18	26	47	1	2	7	10	1	4	9	14	5	6	9	20	6	24	24	54						
1	Mansfield Harriers	152	1	2	4	7	3	18	26	47	1	2	7	10	1	4	9	14	5	6	9	20	6	24	24	54						
2	Newark AC	386	25	42	42	109	12	30	32	74	9	17	18	44	3	8	38	49	8	10	20	38	24	24	24	72						
3	Notts AC	133	3	11	17	31	8	9	15	32	3	4	5	12	2	11	17	30	1	3	11	15	1	5	7	13						
4	Sutton Harriers	279	5	6	8	19	1	2	13	16	27	36	36	99	12	22	31	65	7	15	22	44	11	12	13	36						
5	Worksop Harriers	416	42	16	21	79	6	14	24	44	22	36	36	94	20	25	33	78	21	27	27	75	3	21	22	46						
6	Rushcliffe AC	190	7	10	22	39	4	5	7	16	11	14	23	48	5	6	13	24	12	13	23	48	2	4	9	15						
7	Retford AC	275	12	13	14	39	11	16	20	47	16	29	30	75	7	21	23	51	2	4	17	23	10	14	16	40						

Total Athletes 214

Overall Team Positions

Team Position	U11 G	Total	1	2	3	4	5
1st	Mansfield Harriers	7	7	0	0	0	0
2nd	Sutton Harriers	19	19	0	0	0	0
3rd	Notts AC	31	31	0	0	0	0
4th	Rushcliffe AC	39	39	0	0	0	0
5th	Retford AC	39	39	0	0	0	0
6th	Worksop Harriers	79	79	0	0	0	0
7th	Newark AC	109	109	0	0	0	0

Team Position	U11 B	Total	1	2	3	4	5
1st	Sutton Harriers	16	16	0	0	0	0
2nd	Rushcliffe AC	16	16	0	0	0	0
3rd	Notts AC	32	32	0	0	0	0
4th	Worksop Harriers	44	44	0	0	0	0
5th	Mansfield Harriers	47	47	0	0	0	0
6th	Retford AC	47	47	0	0	0	0
7th	Newark AC	74	74	0	0	0	0

Team Position	U13 G	Total	1	2	3	4	5
1st	Mansfield Harriers	10	10	0	0	0	0
2nd	Notts AC	12	12	0	0	0	0
3rd	Newark AC	44	44	0	0	0	0
4th	Rushcliffe AC	48	48	0	0	0	0
5th	Retford AC	75	75	0	0	0	0
6th	Worksop Harriers	94	94	0	0	0	0
7th	Sutton Harriers	99	99	0	0	0	0

Team Position	U13 B	Total	1	2	3	4	5
1st	Mansfield Harriers	14	14	0	0	0	0
2nd	Rushcliffe AC	24	24	0	0	0	0
3rd	Notts AC	30	30	0	0	0	0
4th	Newark AC	49	49	0	0	0	0
5th	Retford AC	51	51	0	0	0	0
6th	Sutton Harriers	65	65	0	0	0	0
7th	Worksop Harriers	78	78	0	0	0	0

Team Position	U15 G	Total	1	2	3	4	5
1st	Notts AC	15	15	0	0	0	0
2nd	Mansfield Harriers	20	20	0	0	0	0
3rd	Retford AC	23	23	0	0	0	0
4th	Newark AC	38	38	0	0	0	0
5th	Sutton Harriers	44	44	0	0	0	0
6th	Rushcliffe AC	48	48	0	0	0	0
7th	Worksop Harriers	75	75	0	0	0	0

Team Position	U15 B	Total	1	2	3	4	5
1st	Notts AC	13	13	0	0	0	0
2nd	Rushcliffe AC	15	15	0	0	0	0
3rd	Sutton Harriers	36	36	0	0	0	0
4th	Worksop Harriers	46	46	0	0	0	0
5th	Retford AC	40	40	0	0	0	0
6th	Mansfield Harriers	54	54	0	0	0	0
7th	Newark AC	72	72	0	0	0	0

Notts Mini League Cross Country 1

Kings Park

Sun,23-Sep-18

Permit MCAA-068-2018

We would like to thank all the following for there help and assistance in staging this event

Starter	Gary Longdon
Funnel Control	Sue Robertson, Claire Fee
Time Keeper	Barry Holmes
Time Keepers Scribe	
Funnel Token Distributor	Georgiana Templeton
Referee	Steven Row
Meeting / Course Manager	Gary Longdon
Course Marshalls	Ian Warton Wood, Chris Hickman, Simon Cookson, Emily Cookson, Mel Cookson Alexs Taylor, Joseph Harris Hart, Christine Harris, Emily Fee, Claire Hallam, Sarah Agar, Mr. Grayson, Simon Dewbury, Jeremy Baguley
Token Sorting	Katie Rebecca
Envelope Collection	Emily Fee
Course Setting Up	Gary Longdon, Bobbie Taylor, Jeremy Baguley, Simon Dewberry, Sharon Gleave 0
Course Scrutiny	
Hares	Ben Harris
First aid	Chris Hickman, Jasmine Harris Hart, Jacob Screeton

Race Layout	U11's	1 long lap + 1 small lap	1512 m
	U13g	2 large Laps	2004 m
	U13b & U15g	3 large laps	3006 m
	U15b	4 large laps	4008 m

Refreshments

Results John Cotton & Julie Mitchell

Apologises if anyone was missed